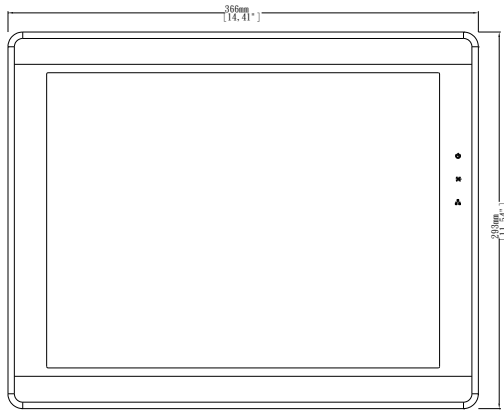




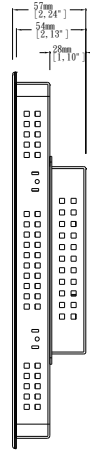
### ◆ Features

- 15" 1024 x 768 TFT LCD, LED Backlight
- Slim Design
- Fan-less Cooling System
- Built-in 256 MB Flash Memory
- SD Card Slot for Expansion of Storage
- One USB Host Port and one USB Client Port
- COM1 and COM3 RS-485 Built-in Isolation
- COM1 and COM3 RS-485 2W support MPI 187.5K, please use one at one time
- Built-in Power Isolator
- NEMA4 / IP65 Compliant Front Panel

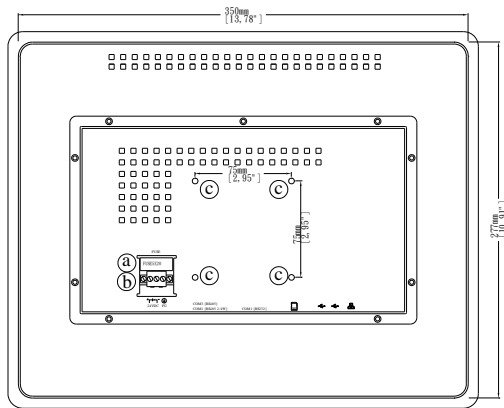
|                      |                                 |   |
|----------------------|---------------------------------|---|
| <b>Display</b>       | Display                         | 15" TFT   |
|                      | Resolution                      | 1024 x 768  |
|                      | Brightness (cd/m <sup>2</sup> ) | 400   |
|                      | Contrast Ratio                  | 700:1   |
|                      | Backlight Type                  | LED   |
|                      | Backlight Life Time             | >50,000 hrs.  |
|                      | Colors                          | 16.2M   |
|                      | LCD Viewing Angle (T/B/L/R)     | 70/70/80/80   |
| <b>Touch Panel</b>   | Type                            | 4-wire Resistive Type   |
|                      | Accuracy                        | Active Area Length(X)±2%, Width(Y)±2%                             |
| <b>Memory</b>        | Flash                           | 256 MB  |
|                      | RAM                             | 256 MB  |
| <b>Processor</b>     |                                 | 32 bit RISC Cortex-A8 1GHz  |
| <b>I/O Port</b>      | SD Card Slot                    | SD/SDHC   |
|                      | USB Host                        | USB 2.0 x 1   |
|                      | USB Client                      | USB 2.0 x 1   |
|                      | Ethernet                        | 10/100 Base-T x 1   |
|                      | COM Port                        | COM1: RS-232/RS-485 2W/4W COM3: RS-485 2W                         |
|                      | RS-485 Dual Isolation           | Yes   |
|                      | CAN Bus                         | N/A   |
|                      | HDMI                            | N/A   |
|                      | Audio Output                    | N/A   |
|                      | Video Input                     | N/A   |
| <b>RTC</b>           |                                 | Built-in  |
| <b>Power</b>         | Input Power                     | 24±20%VDC   |
|                      | Power Isolation                 | Built-in  |
|                      | Power Consumption               | 1000mA@24VDC  |
|                      | Voltage Resistance              | 500VAC (1 min.)   |
|                      | Isolation Resistance            | Exceed 50MΩ at 500VDC   |
|                      | Vibration Endurance             | 10 to 25Hz (X, Y, Z direction 2G 30 minutes)                      |
| <b>Specification</b> | PCB Coating                     | Yes   |
|                      | Enclosure                       | Aluminum  |
|                      | Dimensions WxHxD                | 366 x 293 x 57 mm   |
|                      | Panel Cutout                    | 352 x 279 mm  |
|                      | Weight                          | Approx. 2.75 kg   |
|                      | Mount                           | Panel mount, VESA mount 75 x 75 mm                                |
| <b>Environment</b>   | Protection Structure            | UL Type 4X (indoor use only) / NEMA4 / IP65 Compliant Front Panel |
|                      | Storage Temperature             | -20° ~ 60°C (-4° ~ 140°F)   |
|                      | Operating Temperature           | 0° ~ 50°C (32° ~ 122°F)   |
|                      | Relative Humidity               | 10% ~ 90% (non-condensing)  |
| <b>Certificate</b>   | CE                              | CE marked   |
|                      | UL                              | cULus Listed  |
| <b>Software</b>      |                                 | EasyBuilder Pro V4.00.01 or later versions                        |




**Front View**



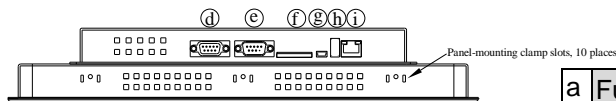
**Side View**



**Rear View**



Cutout Dimensions:  
MT8150XE:  
352mm [13.86"] W x 279mm [10.98"] H



**Bottom View**

|   |                                  |
|---|----------------------------------|
| a | Fuse                             |
| b | Power Connector                  |
| c | VESA 75 mm Screw Holes           |
| d | COM1 RS-485 2W/4W, COM3 RS485 2W |
| e | COM1 RS-232                      |
| f | SD Card Slot                     |
| g | USB Client Port                  |
| h | USB Host Port                    |
| i | Ethernet Port                    |

## Ordering Information

**□ MT8150XE:**

15" 1024 x 768 TFT LCD HMI, Built-in 256 MB flash memory / 256 MB DDR2 RAM

### PIN Assignment

#### COM1 [RS232] 9 Pin, Male, D-sub

| PIN# | COM1 [RS232] |
|------|--------------|
| 1    |              |
| 2    | RxD          |
| 3    | TxD          |
| 4    |              |
| 5    | GND          |
| 6    |              |
| 7    | RTS          |
| 8    | CTS          |
| 9    |              |

#### COM1 / COM3 [RS485] 9 Pin, Female, D-sub

| PIN# | COM1 [RS485] |     | COM3 [RS485] |
|------|--------------|-----|--------------|
|      | 2W           | 4W  |              |
| 1    | Data-        | Rx- |              |
| 2    | Data+        | Rx+ |              |
| 3    |              | Tx- |              |
| 4    |              | Tx+ |              |
| 5    | GND(COM1)    |     |              |
| 6    |              |     |              |
| 7    |              |     | Data-        |
| 8    |              |     | Data+        |
| 9    |              |     | GND(COM3)    |