Tapa tipo 10 / *Front flange type 10*

Eje forma E / *Shaft form E*

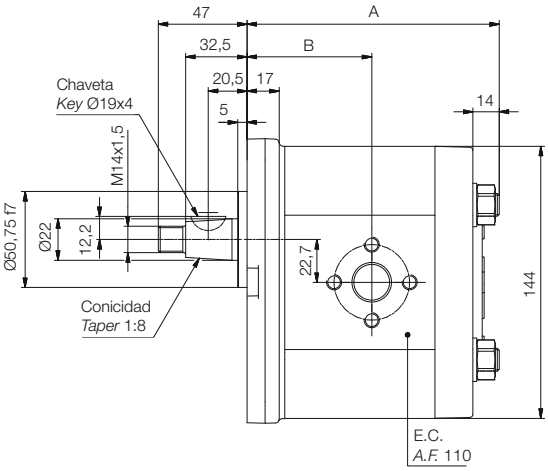

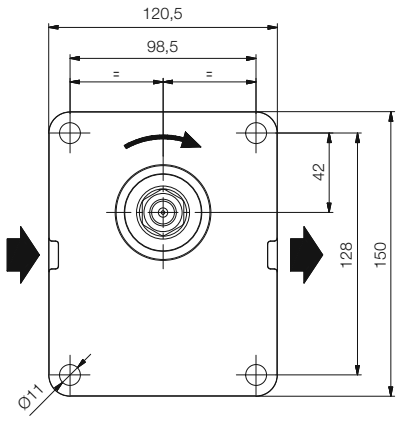

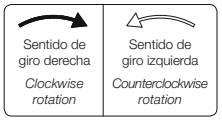

Eje forma C / *Shaft form C*

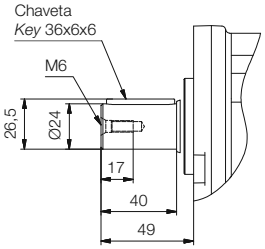



Referencia *Reference*	Cilindrada cm³/rev *Displacement cm³/rev*	A	B	PLA - Peso kg *PLA - Weight kg*	PLAN - Peso kg *PLAN - Weight kg*
1*27D▲10B	18	128,5	58	8,1	11,0
1*36D▲10B	24	133,5	66	8,4	11,4
1*45D▲10B	30	138,5	71	8,6	11,8
1*54D▲10B	36	143,5		8,9	12,3
1*66D▲10B	44	150,0		9,2	12,8
1*75D▲10B	50	154,5		9,5	13,2
1*84D▲10B	56	159,5		9,8	13,6

* **PLA** Cuerpo de aluminio / *Aluminium body.* **PLAN** Cuerpo de fundición / *Cast iron body.* ▲ Forma de eje / *Shaft form*.

NOTA: Para dimensiones y tipos de tomas disponibles de bombas de giro derecha (D), izquierda (I) o reversible (R), consultar página 11.
NOTE: *For dimensions and available port types of clockwise (D), counterclockwise (I) or reversible (R) rotation pumps, see page 11.*