


TQC Cross Cut Adhesion Test - CC3000

SP1680, SP1681, SP1682, SP1683, SP1684

Datasheet

Product description

The TQC Cross Cut Adhesion Test KIT (CC3000) is used to test the adhesion of dry coats of paint on their substrate by means of a series of cuts through the coating. Two series of parallel cuts cross angled to each other to obtain a pattern of 25 or 100 similar squares. The ruled area is evaluated by using a table chart after a short treatment with a stiff brush, or adhesive tape for hard substrates.



Standards

ISO/DIN 2409, ASTM D3359

Application area's

Coating/Paint Industry, Galvanise, Automotive, Laboratory, Painters, Shipping Industry, Steel Protection, Wood

Features

- The blade holder is kept at a set distance from the surface with the aid of two wheels (ball bearings). Reproducible test results guaranteed.
- Ergonomically shaped handle
- Easy to change cutting knife
- Wide range of knife sizes available for different coating thicknesses and substrates and according to different standards.

Standard delivery

Cross Cut Adhesion Tester acc. to DIN-ISO, 6 teeth

- SP1680 TQC adjustable adhesion tester CC3000, incl. blade 1mm.
 SP1681 TQC adjustable adhesion tester CC3000, incl. blade 2mm.
 SP1682 TQC adjustable adhesion tester CC3000, incl. blade 3mm.

Cross cut Adhesion Tester acc. to ASTM, 11 teeth

- SP1683 TQC adjustable adhesion tester CC3000, incl. blade 1mm.
 SP1684 TQC adjustable adhesion tester CC3000, incl. blade 1,5 mm.

The test kit contains a soft grip handle, a hardened steel cutter (type may vary, see above), a nylon brush, an illuminated magnifier, adhesive tape (adhesion to steel 4.3N/cm) and one 2 mm. Allen key

Optional items

- SP3007 Adhesion tape, single roll, adhesion to steel 4.3 N/cm
 SP3010 Adhesion tape, set of 3 rolls, adhesion to steel 4.3 N/cm
 SP3020 Adhesion tape, single roll, adhesion to steel 7.6 N/cm
- SP1710 Nylon Brush for Cross Cut Adhesion Test
 SP9700 Lighted Magnifier 2.5x

Optional Items (2)

Spare TQC knife acc. to DIN-ISO



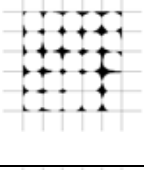
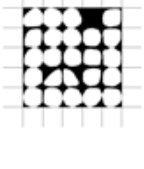
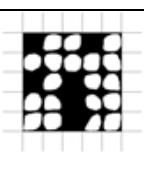
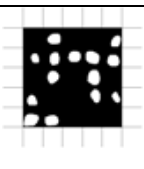
- SP1702 Teeth distance 1 mm
- SP1703 Teeth distance 2 mm
- SP1704 Teeth distance 3 mm

Spare TQC knife acc. to ASTM

- SP1705 Teeth distance: 1 mm
- SP1706 Teeth distance: 1,5 mm

Additional information

Comparison Chart

Classification	Description	Appearance of surface of cross-cut area from which flaking has occurred (Example for six parallel cuts)
0	The edges of the cuts are completely smooth; none of the squares of the lattice is detached.	
1	Detachment of small flakes of the coating at the intersections of the cuts. A cross-cut area not significantly greater than 5% is affected.	
2	The coating has flaked along the edges and/or at the intersections of the cuts. A cross-cut area significantly greater than 5%, but not significantly greater than 15%, is affected.	
3	The coating has flaked along the edges of the cuts partly or wholly in large ribbons, and/or it has flaked partly or wholly on different parts of the squares. A cross-cut area significantly greater than 15%, but not significantly greater than 35%, is affected.	
4	The coating has flaked along the edges of the cuts in large ribbons and/or some squares have detached partly or wholly. A cross-cut area significantly greater than 35%, but not significantly greater than 65%, is affected.	
5	Any degree of flaking that cannot even be classified by classification 4.	

Use	ISO 2409:	1 mm. spacing for coatings up to 60 μm on hard substrates 2 mm. spacing for coatings up to 60 μm on soft substrates 2 mm. spacing for coatings from 61 to 120 μm on both hard and soft substrates 3 mm. spacing for coatings from 121 μm to 250 μm on both hard / soft substrates
	ASTM D3359:	1 mm. spacing for coatings up to 50 μm 1,5 mm. spacing for coatings from 50 to 125 μm

- Safety Precautions**
- A knife is a sharp object. Be careful when using it.
 - Always use the cassette to store the knife

Disclaimer

The information given in this sheet is not intended to be exhaustive and any person using the product for any purpose other than that specifically recommended in this sheet without first obtaining written confirmation from us as to the suitability of the product for the intended purpose does so at his own risk. Whilst we endeavour to ensure that all advice we give about the product (whether in this sheet or otherwise) is correct we have no control over either the quality or condition of the product or the many factors affecting the use and application of the product. Therefore, unless we specifically agree in writing to do so, we do not accept any liability whatsoever or howsoever arising for the performance of the product or for any loss or damage (other than death or personal injury resulting from our negligence) arising out of the use of the product. The information contained in this sheet is liable to modification from time to time in the light of experience and our policy of continuous product development.