

RECTIFIER DIODE

AR609LT

Repetitive voltage up to **600 V**
 Mean forward current **6822 A**
 Surge current **60 kA**

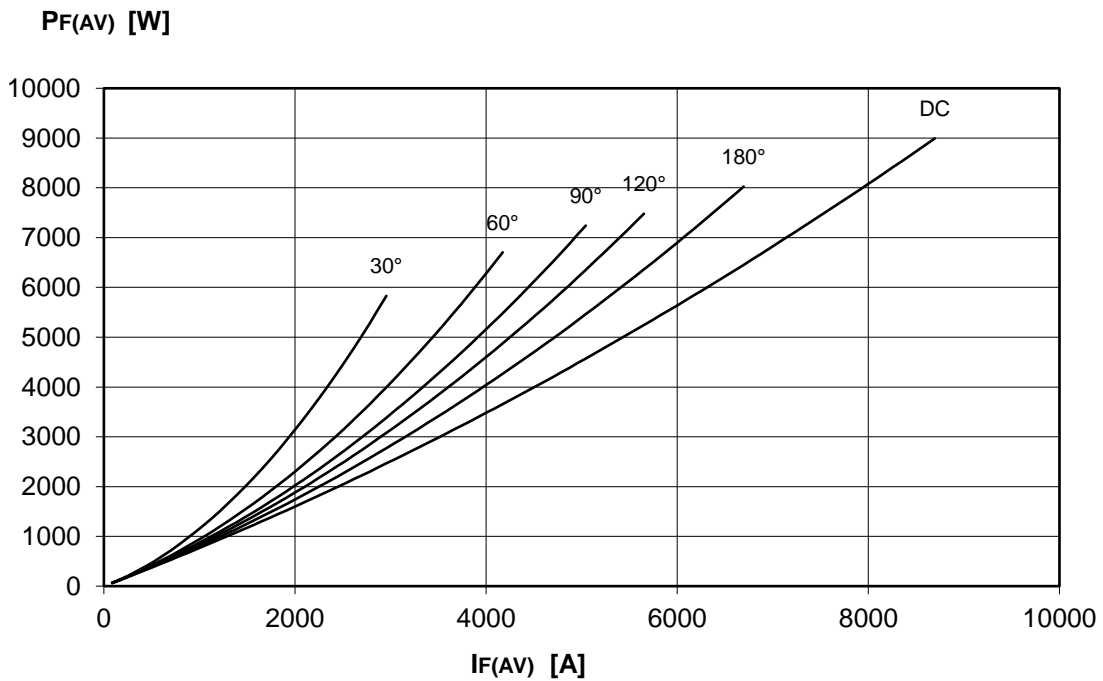
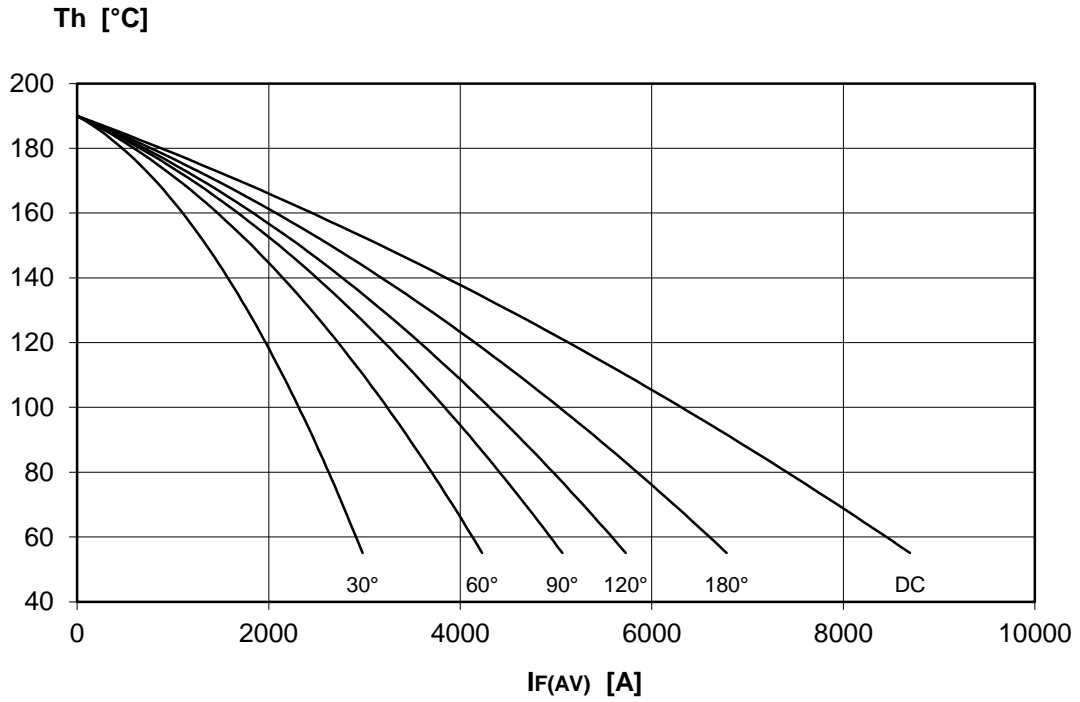
FINAL SPECIFICATION

Mar. 17 - Issue: 5

Symbol	Characteristic	Conditions	T _j [°C]	Value	Unit
BLOCKING					
V _{RRM}	Repetitive peak reverse voltage		190	600	V
V _{RSM}	Non-repetitive peak reverse voltage		190	700	V
I _{RRM}	Repetitive peak reverse current	V=VRRM	190	75	mA
CONDUCTING					
I _{F(AV)}	Mean forward current	180° sin, 50 Hz, Th=55°C, double side cooled		6822	A
I _{F(AV)}	Mean forward current	180° sin, 50 Hz, Tc=85°C, double side cooled		7582	A
I _{FSM}	Surge forward current	Sine wave, 10 ms without reverse voltage	190	60	kA
I ² t	I ² t			18000 x 10 ³	A ² s
V _{FM}	Forward voltage	Forward current = 4500 A	25	1,05	V
V _{F(TO)}	Threshold voltage		190	0,73	V
r _F	Forward slope resistance		190	0,035	mohm
SWITCHING					
t _{rr}	Reverse recovery time		190		μs
Q _{rr}	Reverse recovery charge				μC
I _{rr}	Peak reverse recovery current				A
MOUNTING					
R _{th(j-h)}	Thermal impedance, DC	Junction to heatsink, double side cooled		15,0	°C/kW
R _{th(c-h)}	Thermal impedance	Case to heatsink, double side cooled		5,0	°C/kW
T _j	Operating junction temperature			-30 / 190	°C
F	Mounting force			22.0 / 24.5	kN
	Mass			200	g
ORDERING INFORMATION : AR609LT S 06 standard specification <input type="checkbox"/> <input type="checkbox"/> VRRM/100					

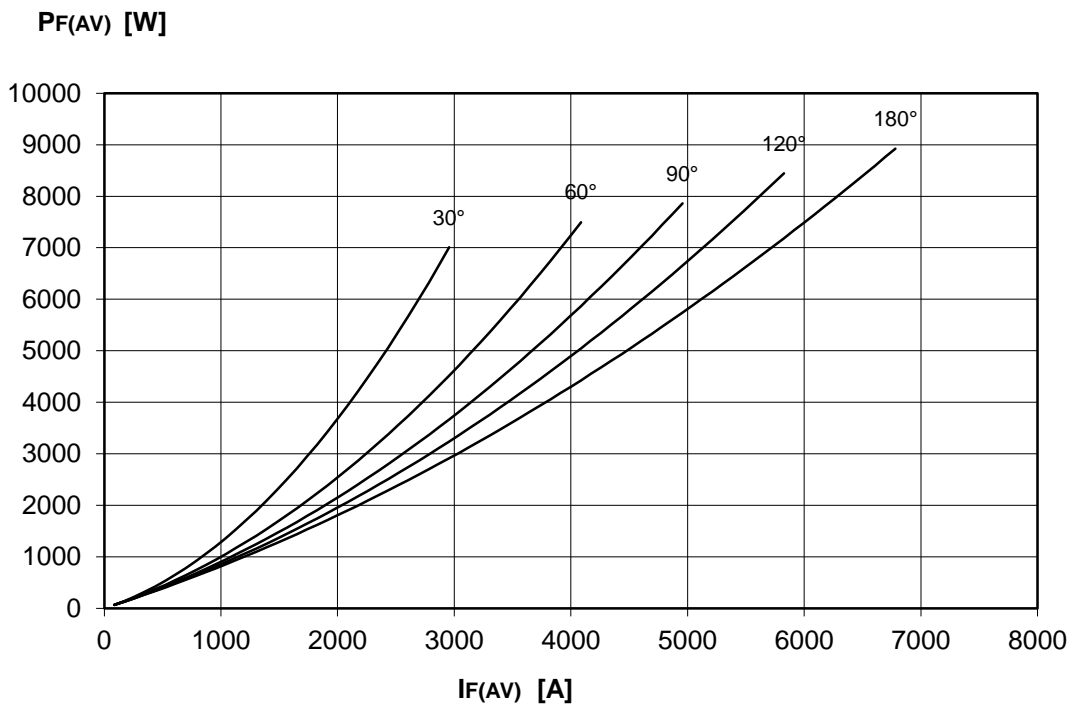
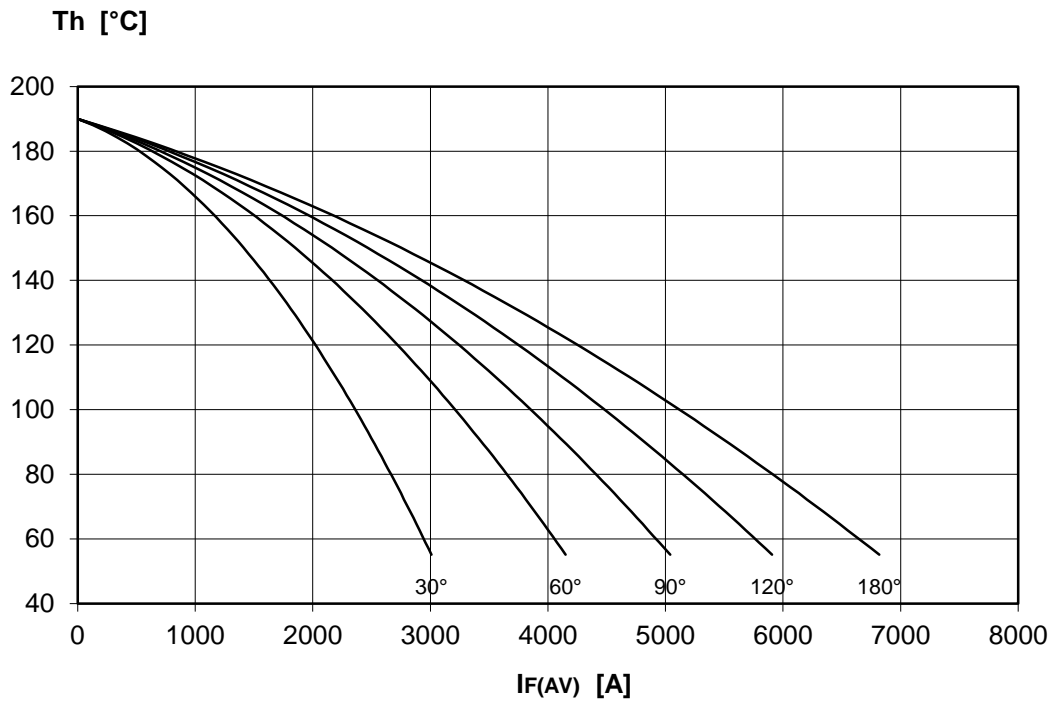
DISSIPATION CHARACTERISTICS

SQUARE WAVE



DISSIPATION CHARACTERISTICS

SINE WAVE

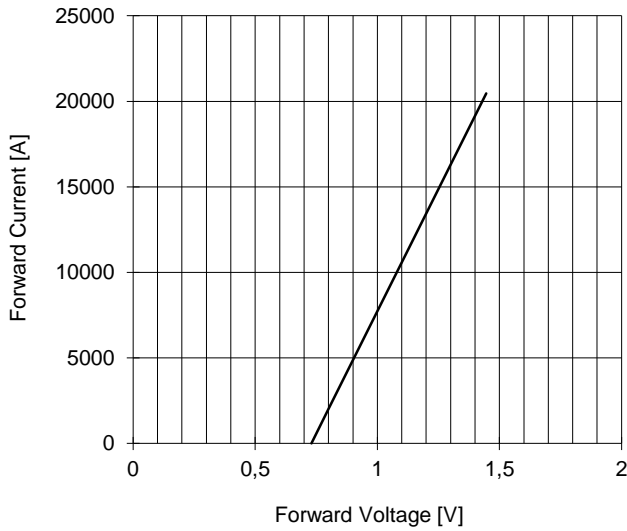


AR609LT RECTIFIER DIODE

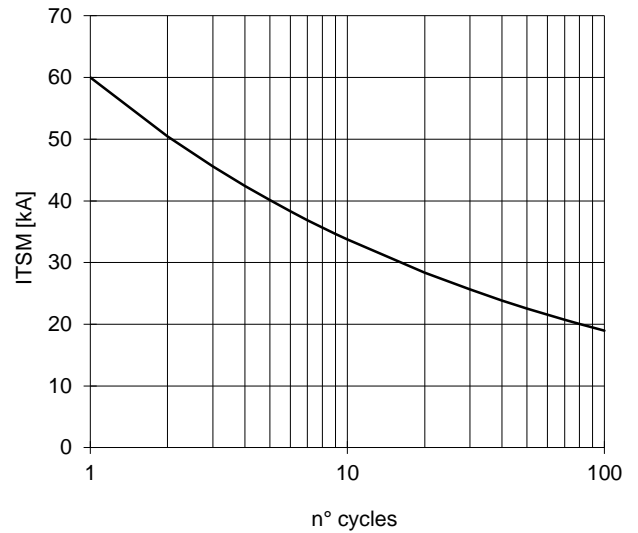


FINAL SPECIFICATION Mar. 17 - Issue: 5

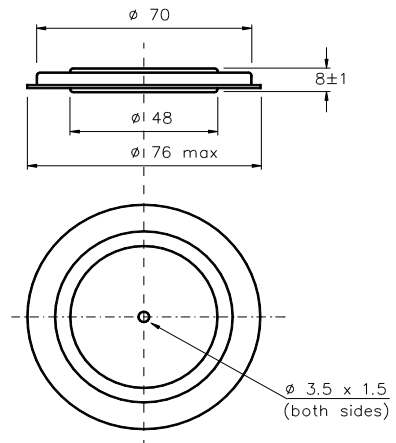
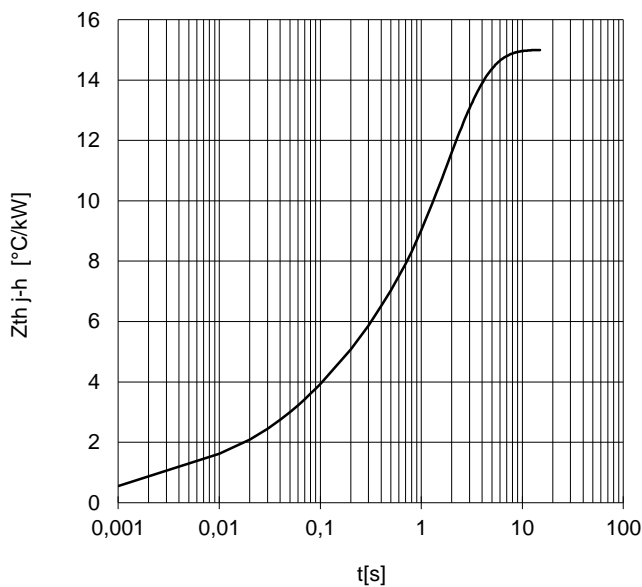
FORWARD CHARACTERISTIC
T_j = 190 °C



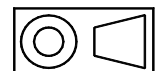
SURGE CHARACTERISTIC
T_j = 190 °C




TRANSIENT THERMAL IMPEDANCE
DOUBLE SIDE COOLED



Dimensions
in mm



Distributed by



All the characteristics given in this data sheet are guaranteed only with uniform clamping force, cleaned and lubricated heatsink, surfaces with flatness < .03 mm and roughness < 2 μm.

In the interest of product improvement POSEICO SpA reserves the right to change any data given in this data sheet at any time without previous notice.

If not stated otherwise the maximum value of ratings (symbols over shaded background) and characteristics is reported.