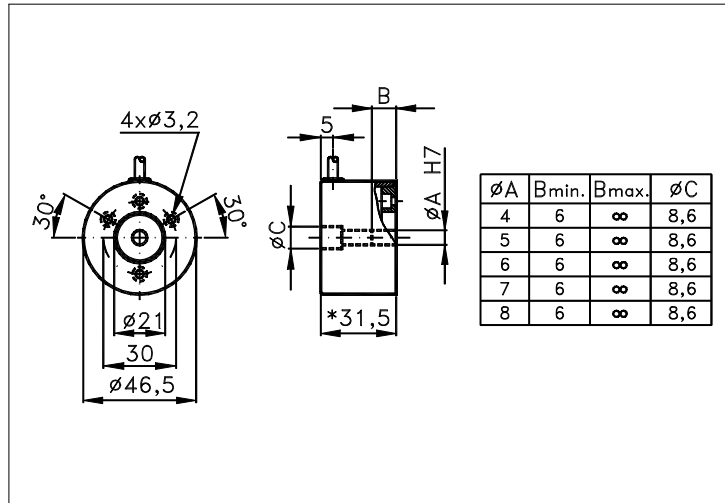


Sized draw standard version: CV R Measures without tolerance according to UNI ISO 2768-mk
Max joint compensation: axial ± 0,15mm, radial ± 0,15mm, angular ± 3°



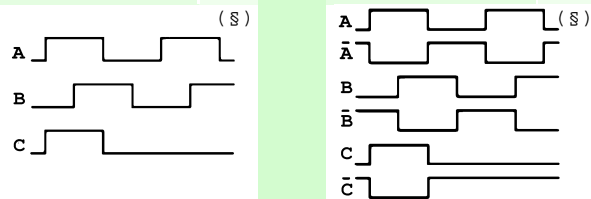
* 42 FOR ELECTR. THAT ARE NOT 'STANDARD', 'K'.

TECHNICAL FEATURES AND POSSIBLE CONFIGURATIONS

- Base.....: ANODIZED ALUMINIUM (*)
 - Cover.....: ANODIZED ALUMINIUM (*)
 - Weight.....: 95 g
 - Shaft.....: ∅ 4÷8 PASS.THR. ERGAL (*)
 - Max.rad/axial load.: 0,5 kg
 - IP output side.(°): see 'CONNECTION' of page 2
 - IP shaft side.(°)> std. 53 | sealed - | low torq. -
 - opt. type (page 2)> standard
 - Contin. max RPM(**)> 6000 - -
 - Starting torque gcm> 15 - -
 - Ball bearings life...: 1,5 x 10⁹ revolutions
 - Impact resistance....: 50 G x 11ms
 - Vibration resistance.: 12 G (10 ÷ 2000 Hz)
 - Power supply.....: 5÷30V (see page 2)
 - Operating temperature: 0 ÷ 70 °C (*)
 - Storage temperature...: -30 ÷ 85 °C
 - N° of pulses/rev.....: 1 ÷ 2540
 - Max frequency.....: 60 kHz (100 option)
 - Max consumptions mA...: std 120 line driver 180 (*)
 - Light source.....: LED with >= 100000 h life
- (°) IP according to CEI EN 60529,EN 60529,IEC 529
(*) custom options
(**) intermittent max RPM + 30% of continuous max RPM

ELECTRONICS

CODE	DESCRIPTION	mA	CODE	DESCRIPTION	mA	CODE	DESCRIPTION	mA	CODE	DESCRIPTION	mA
	STANDARD NPN	10	N	DRIVER 26LS31	30						
K	NPN OPEN COLL	10	T	TTL 7404	10						
Q	NPN	70	C	DRIVER 88C30	20						
R	NPN OPEN COLL	70									
P	PNP	70									
U	PNP OPEN COLL	70									
B	PUSH-PULL PRO	70									
H	PUSH-PULL	70									



Tolerance between phases ± 25°, symmetry ± 15°

(§) Clock-wise output rotation (see shaft).



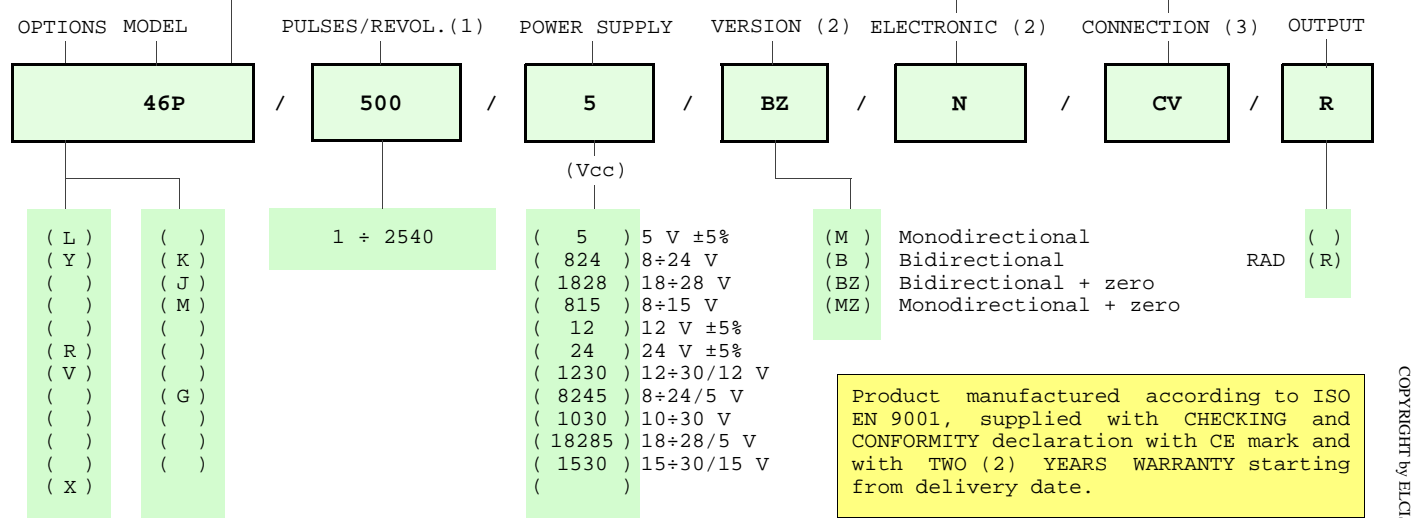
ELCIS s.r.l. Via Rosa Luxembourg 12/14 10093 COLLEGNO (TO) ITALY
Phone: +39 011 715577/78 a.r.
MAIL: ELCIS s.r.l. P.O.Box 90 10093 COLLEGNO (TO) ITALY

* <http://www.elcis.com>
* e-mail: info@elcis.com
* Fax: +39 011 712613

POSSIBLE OPTIONS				POSSIBLE CONNECTIONS								
CODE	DESCRIPTION	CODE	DESCRIPTION	CABLE			OUTPUT:					
L	Low temperature	K	Invert. phase A,B,Zero.	CV			RAD					
Y	Unbreakable disk			J	Zero logic combination	CONNECTOR			OUTPUT:			
				M	Impregnated electronic	CABLE END CONNECTOR			OUTPUT:			
R	75 KHz frequency	G	Tropicalization	VM	TM	VL	TL	VD	VH	VH5	VI	RAD
V	100 KHz frequency			VE	VK	TK	VN	VH6	VM5	VM9	VS	
X	Custom options			TERMINAL BOX			OUTPUT:					

ORDERING INFORMATION


POSSIBLE HOLLOW Ø		CABLE	CONNECTOR	CABLE END CONNECTOR
(4) Ø 4	() STANDARD NPN	IP65	()	IP65 encoder output
(6) Ø 6	(K) NPN OPEN COLL	(CV) 1 m long	()	(VM) 7c normal
(8) Ø 8	(Q) NPN	()	()	(TM) 7c sealed
()	(R) NPN OPEN COLL	()	()	(VL) 10c normal
()	(P) PNP	()	()	(TL) 10c sealed
(n) Ø n upon requ.	(U) PNP OPEN COLL	TERMINAL BOX	()	(VD) 9c
()	(B) PUSH-PULL PRO	IP00	()	(VH) 12c anticlock.
()	(H) PUSH-PULL	()	()	(VH5) 12c clock-wise
()	(N) DRIVER 26LS31	()	()	(VI) 12c crimped
()	(T) TTL 7404	()	()	(VE) 5c
()	(C) DRIVER 88C30	()	()	(VK) 17c normal
()	()	()	()	(TK) 17c sealed
()	()	()	()	(VN) 12c
()	(X) CUSTOM OPTION	()	()	(VH6) 12c clock-wise
()	()	()	()	(VM5) 26c
()	()	()	()	(VM9) 16c
()	()	()	()	(VS) 12c
()	()	()	()	(VD5) 9c screened



Product manufactured according to ISO EN 9001, supplied with CHECKING and CONFORMITY declaration with CE mark and with TWO (2) YEARS WARRANTY starting from delivery date.

NOTE: FOR 88C30 MAX 15 Vdc

- (1) For further information see PULSES/REVOL. data sheet
- (2) For further information see ELECTRONIC data sheet
- (3) For further information see CONNECTION data sheet

	<p>ELCIS s.r.l. Via Rosa Luxembourg 12/14 10093 COLLEGNO (TO) ITALY Phone: +39 011 715577/78 a.r. MAIL: ELCIS s.r.l. P.O.Box 90 10093 COLLEGNO (TO) ITALY</p>	<p>* http://www.elcis.com * e-mail: info@elcis.com * Fax: +39 011 712613</p>
--	---	---

COPYRIGHT by ELCIS - Collegno (TO)