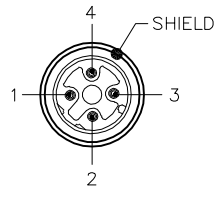
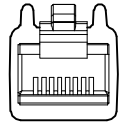


MALE END VIEW (P1)

RJ45S END VIEW (P2)

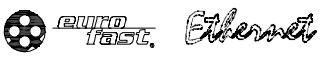


- 1 = WHITE/ORANGE (+TX)
- 2 = WHITE/GREEN (+RX)
- 3 = ORANGE (-TX)
- 4 = GREEN (-RX)



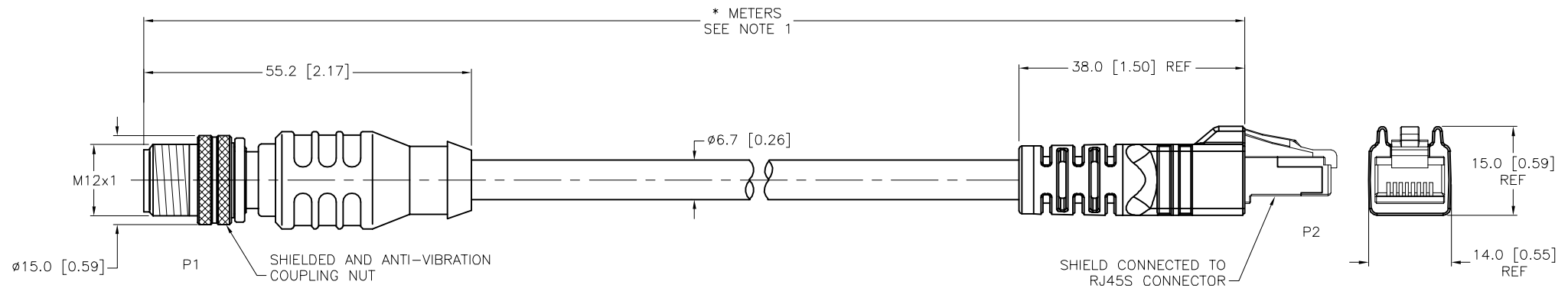
12345678

- 1 = WHITE/ORANGE (+TX)
- 2 = ORANGE (-TX)
- 3 = WHITE/GREEN (+RX)
- 4 = N/C
- 5 = N/C
- 6 = GREEN (-RX)
- 7 = N/C
- 8 = N/C



SPECIFICATIONS

CONTACT CARRIER MATERIAL/COLOR (P2)	POLYCARBONATE/CLEAR
MOLDED HEAD MATERIAL/COLOR (P2)	TPU/BLACK
CONTACT MATERIAL/PLATING (P2)	BRONZE/GOLD
CONTACT CARRIER MATERIAL/COLOR (P1)	TPU/BLACK
MOLDED HEAD MATERIAL/COLOR (P1)	TPU/BLUE-GRAY
CONTACT MATERIAL/PLATING (P1)	BRASS/GOLD
COUPLING NUT MATERIAL/PLATING (P1)	BRASS/NICKEL
RATED CURRENT [A]	1.5 A
RATED VOLTAGE [V]	42 V
OUTER CABLE JACKET MATERIAL/COLOR	TPE/TEAL
CONDUCTOR INSULATION MATERIAL	HDPE
NUMBER OF CONDUCTORS [AWG]	2UTPx24 AWG, STRANDED
SHIELDING	ALUM. FOIL & TINNED COPPER BRAIDED
TEMPERATURE RANGE	-40°C to +80°C (-40°F to +176°F)
PROTECTION CLASS	NEMA 1,3,4,6P AND IEC IP67,IP68,IP69,IP69K (RJ45 MEETS IEC IP20)



CABLE LENGTH	TOLERANCE*
ALL LENGTHS	+ 4% (OR 50mm) OF LENGTH - 0% (OR 0mm) OF LENGTH WHICHEVER IS GREATER
STRIP LENGTH	TOLERANCE*
0-7mm	±0.5mm
8-29mm	±1.0mm
30-49mm	±2.0mm
50-69mm	±3.0mm
70-100mm	±4.0mm
OVER 100mm	±5.0mm

* UNLESS OTHERWISE SPECIFIED

"441" RAW CABLE SPECIFICATIONS	
CABLE PROPERTIES:	OIL, UV, WELD SLAG, AND ABRASION RESISTANT
VOLTAGE RATINGS (MAX):	600V
CATEGORY:	CAT 5e; (CABLE WILL MEET CAT 5e CHANNEL REQUIREMENTS TO 90M LENGTH)
POE COMPLIANT (802.3af):	UP TO 80M LENGTH WHEN INSTALLED PER RECOMMENDATIONS IN TIA TSB-184
FLEXLIFE:	10X CABLE OD MIN: 1 MILLION CYCLES (TICK TOCK) 20X CABLE OD MIN: 10 MILLION CYCLES (TICK TOCK)
TORSION TEST:	3 MILLION CYCLES (1lb LOAD, 360°-71 CYCLES/min)
APPROVALS:	C(UL)US CMX-OUTDOOR-CM LISTED, AWM RECOGNIZED COMPLIANT WITH NEC ARTICLE 800 COMMUNICATIONS CABLES

SOURCE DRAWING - FOR REFERENCE ONLY

NOTES:
1. "*" INDICATES CABLE LENGTH IN METERS. CONTACT TURCK TO ORDER SPECIFIC LENGTHS.

RELATED DOCUMENTS 1. 2. 3. 4.	3RD ANGLE PROJECTION 	THIS DRAWING IS CONFIDENTIAL AND THE PROPERTY OF TURCK INC. USE OF THIS DOCUMENT WITHOUT WRITTEN PERMISSION IS PROHIBITED.		 3000 CAMPUS DRIVE MINNEAPOLIS, MN 55441 1-800-544-7769 (763) 553-7300 (763) 553-0708 fax www.turck.us
		DRFT	RDS	
MATERIAL	ALL DIMENSIONS DISPLAYED ON THIS DRAWING ARE FOR REFERENCE ONLY	APVD	SCALE 1=1.0	DESCRIPTION RSSD RJ45S 441-*M
FINISH		UNIT OF MEASUREMENT MILLIMETER [INCH]		IDENTIFICATION NO.
J	UPDATED PROTECTION CLASS	ER	04/01/21	76623
REV	DESCRIPTION	BY	DATE	ECO NO.
DO NOT SCALE THIS DRAWING		FILE: 777006937		REV J
				SHEET 1 OF 1