 <small>by Schneider Electric</small>		<b>Specification of the Power Module Fan Box (6 Fans)</b>			
Project:	PXP	Reg. No.	0N-0904A-SPEC		
Originator:	LOA	Date:	9-Jun-10	Rev. No.	1
Checked:	TRI	Rev. Date:		Page:	1 / 5


**Summary:**

This document specifies the PXP power module fan box with 6 fans.

Rev.	Date	Initials	Remark
1	9-Jun-10	LOA	Initial Release

**Table of Contents:**

1. Functionality of the Fan Module .....	2
2. Inputs and Outputs.....	2
3. Indications.....	3
4. Configuration .....	3
5. Mechanical.....	4
6. Reference Documents .....	5

 <small>by Schneider Electric</small>		<b>Specification of the Power Module Fan Box (6 Fans)</b>			
Project:	PXP	Reg. No.	0N-0904A-SPEC		
Originator:	LOA	Date:	9-Jun-10	Rev. No.	1
Checked:	TRI	Rev. Date:		Page:	2 / 5

## 1. FUNCTIONALITY OF THE FAN MODULE

The fan module is responsible for cooling two power modules by forced cooling. The module consists of the mechanic, a cable set (0W6303), six fans (490-0095) and one fan monitoring board (0P2554).

## 2. INPUTS AND OUTPUTS

Connection	Designation	Electrical Data
J1000: 1	Sense (J205)	Optocoupler transistor pins (collector)
J1000: 2		Not connected
J1000: 3		Optocoupler transistor pins (emitter)
J1001: 1	Supply 1 (J1.1)	15 V / 24 V
J1001: 2		GND
J1002: 1	Supply 1 out (J2.1)	15 V / 24 V
J1002: 2		GND
J1003: 1	Supply 2 (J1.2)	15 V / 24 V
J1003: 2		GND
J1004: 1	Supply 2 out (J2.2)	15 V / 24 V
J1004: 2		GND

<b>GUTOR</b> by Schneider Electric		<b>Specification of the Power Module Fan Box (6 Fans)</b>			
Project:	PXP	Reg. No.	0N-0904A-SPEC		
Originator:	LOA	Date:	9-Jun-10	Rev. No.	1
Checked:	TRI	Rev. Date:		Page:	3 / 5

### 3. INDICATIONS




There are 8 indication LEDs visible:

LED	Colour	Function
1	Green	Supply 1 ok
2	Red	Fan 1 Failure
3	Red	Fan 2 Failure
4	Red	Fan 3 Failure
5	Green	Supply 2 ok
6	Red	Fan 4 Failure
7	Red	Fan 5 Failure
8	Red	Fan 6 Failure

### 4. CONFIGURATION



No configuration needs to be done on the power module fan box.


		<b>Specification of the Power Module Fan Box (6 Fans)</b>			
Project:	PXP	Reg. No.	0N-0904A-SPEC		
Originator:	LOA	Date:	9-Jun-10	Rev. No.	1
Checked:	TRI	Rev. Date:		Page:	4 / 5

## 5. MECHANICAL

Size of the power module fan box including handle: 47cm width, 38cm depth, 10cm height

Power module fan box weight: 4.9 kg



 <small>by Schneider Electric</small>		<b>Specification of the Power Module Fan Box (6 Fans)</b>			
Project:	PXP	Reg. No.	0N-0904A-SPEC		
Originator:	LOA	Date:	9-Jun-10	Rev. No.	1
Checked:	TRI	Rev. Date:		Page:	5 / 5

## 6. REFERENCE DOCUMENTS

For more details please refer to the following documents, where “xx” stands for the latest revision:

- 0N-0904A\_revxx MEI LM137.xls                      Assembly instruction
- 0N-0904A\_revxx BOM.xls                              Bill of material
- 0N-0904A\_revxx MTS.doc                              Module test specification