

## OSRAM DULUX D/E

CFLni, 2 tubes, with 4-pin base for ECG operation



### Areas of application

- Offices, public buildings
- Shops
- Supermarkets and department stores
- Hotels, restaurants
- Industry

### Product benefits

- Extremely economical
- Good quality of light
- Excellent luminous flux
- Long service life
- Improved maintenance
- OSRAM System+ Guarantee in combination with OSRAM QUICKTRONIC ECG

### Product features

- Average life: 20,000 h (with QUICKTRONIC)
- Color rendering index  $R_a$ : 80...89
- Dimmable (3...100 %)
- Short and compact pin-base lamp with double-turn tubes
- Single-ended four-pin plug-in G24q base
- Operates on battery, solar and AC power with suitable electronic control gear



## Product family datasheet

### Technical data

Product description	Electrical data				Photometrical data					Dimensions & weight	
	Nominal wattage	Rated lamp efficacy (HF data 25 °C)	Rated wattage	Nominal voltage	Nominal luminous flux	Luminous flux at 25 °C	Rated luminous flux	Color temperature	Color rendering index Ra	Diameter	Overall length
DULUX D/E 10 W/827	10.00 W	Under clarification by authority and standardization body	10.00 W		600 lm	600 lm	600 lm	2700 K	≥80	12.0 mm	101.0 mm
DULUX D/E 10 W/830	10.00 W	Under clarification by authority and standardization body	10.00 W		600 lm	600 lm	600 lm	3000 K	≥80	12.0 mm	101.0 mm
DULUX D/E 10 W/840	10.00 W	Under clarification by authority and standardization body	10.00 W		600 lm	600 lm	600 lm	4000 K	≥80	12.0 mm	101.0 mm
DULUX D/E 13 W/827	13.00 W	Under clarification by authority and standardization body	13.00 W		900 lm	900 lm	900 lm	2700 K	80...89	12.0 mm	129.0 mm
DULUX D/E 13 W/830	13.00 W	Under clarification by authority and standardization body	13.00 W		900 lm	900 lm	900 lm	3000 K	80...89	12.0 mm	129.0 mm
DULUX D/E 13 W/840	13.00 W	Under clarification by authority and standardization body	13.00 W		900 lm	900 lm	900 lm	4000 K	≥80	12.0 mm	129.0 mm
DULUX D/E 18 W/827	18.00 W	Under clarification by authority and standardization body	18.00 W		1200 lm	1200 lm	1200 lm	2700 K	80...89	12.0 mm	144.0 mm

## Product family datasheet

Product description	Electrical data				Photometrical data					Dimensions & weight	
	Nominal wattage	Rated lamp efficacy (HF data 25 °C)	Rated wattage	Nominal voltage	Nominal luminous flux	Luminous flux at 25 °C	Rated luminous flux	Color temperature	Color rendering index Ra	Diameter	Overall length
DULUX D/E 18 W/830	18.00 W	Under clarification by authority and standardization body	18.00 W		1200 lm	1200 lm	1200 lm	3000 K	80...89	12.0 mm	146.0 mm
DULUX D/E 18 W/835	18.00 W	Under clarification by authority and standardization body	18.00 W	80.0 V		1200 lm		3500 K	≥80	12.0 mm	146.0 mm
DULUX D/E 18 W/840	18.00 W	Under clarification by authority and standardization body	18.00 W		1200 lm	1200 lm	1200 lm	4000 K	80...89	12.0 mm	144.0 mm
DULUX D/E 18 W/865	18.00 W	Under clarification by authority and standardization body	18.00 W		1130 lm	1140 lm	1130 lm	6500 K	≥80	12.0 mm	144.0 mm
DULUX D/E 26 W/827	26.00 W	Under clarification by authority and standardization body	26.00 W		1710 lm	1800 lm	1710 lm	2700 K	80...89	12.0 mm	169.5 mm
DULUX D/E 26 W/830	26.00 W	Under clarification by authority and standardization body	26.00 W		1800 lm	1800 lm	1800 lm	3000 K	≥80	12.0 mm	165.0 mm
DULUX D/E 26 W/835	26.00 W	Under clarification by authority and standardization body	26.00 W		1800 lm	1800 lm	1800 lm	3500 K	80...89	12.0 mm	163.0 mm

## Product family datasheet

Product description	Electrical data				Photometrical data					Dimensions & weight	
	Nominal wattage	Rated lamp efficacy (HF data 25 °C)	Rated wattage	Nominal voltage	Nominal luminous flux	Luminous flux at 25 °C	Rated luminous flux	Color temperature	Color rendering index Ra	Diameter	Overall length
DULUX D/E 26 W/840	26.00 W	Under clarification by authority and standardization body	26.00 W		1800 lm	1800 lm	1800 lm	4000 K	80...89	12.0 mm	163.0 mm
DULUX D/E 26 W/865	26.00 W	Under clarification by authority and standardization body	26.00 W		1700 lm	1710 lm	1700 lm	6500 K	≥80	12.0 mm	163.0 mm

Product description	Length with base excl. base pins/connection	Lifespan			Additional product data		Capabilities	Certificates & standards	
		Nominal lamp life time	Rated lamp life time	Service life	Base (standard designation)	Mercury content	Dimmable	Energy efficiency class	Energy consumption
DULUX D/E 10 W/827	87.00 mm	20000 h	20000 h	13000 h <sup>1)</sup>	G24q-1	1.3 mg	Yes	A	11 kWh/1000h
DULUX D/E 10 W/830	87.00 mm	20000 h	20000 h	13000 h <sup>1)</sup>	G24q-1	1.3 mg	Yes	A	11 kWh/1000h
DULUX D/E 10 W/840	87.00 mm	20000 h	20000 h	13000 h <sup>1)</sup>	G24q-1	1.3 mg	Yes	A	11 kWh/1000h
DULUX D/E 13 W/827	115.00 mm	20000 h	20000 h	13000 h <sup>1)</sup>	G24q-1	1.3 mg	Yes	A	15 kWh/1000h
DULUX D/E 13 W/830	115.00 mm	20000 h	20000 h	13000 h <sup>1)</sup>	G24q-1	1.3 mg	Yes	A	15 kWh/1000h
DULUX D/E 13 W/840	115.00 mm	20000 h	20000 h	13000 h <sup>1)</sup>	G24q-1	1.3 mg	Yes	A	15 kWh/1000h
DULUX D/E 18 W/827	130.00 mm	20000 h	20000 h	13000 h <sup>1)</sup>	G24q-2	1.3 mg	Yes	A	20 kWh/1000h
DULUX D/E 18 W/830	130.00 mm	20000 h	20000 h	13000 h <sup>1)</sup>	G24q-2	1.3 mg	Yes	A	20 kWh/1000h
DULUX D/E 18 W/835	130.00 mm			13000 h <sup>1)</sup>	G24q-2	3.0 mg	Yes	A	20 kWh/1000h
DULUX D/E 18 W/840	130.00 mm	20000 h	20000 h	13000 h <sup>1)</sup>	G24q-2	1.3 mg	Yes	A	20 kWh/1000h
DULUX D/E 18 W/865	130.00 mm	20000 h	20000 h	13000 h <sup>1)</sup>	G24q-2	1.3 mg	Yes	A	20 kWh/1000h
DULUX D/E 26 W/827	149.00 mm	10000 h	10000 h	13000 h <sup>1)</sup>	G24q-3	2.5 mg	Yes	A	29 kWh/1000h
DULUX D/E 26 W/830	149.00 mm	20000 h	20000 h	13000 h <sup>1)</sup>	G24q-3	1.3 mg	Yes	A	29 kWh/1000h
DULUX D/E 26 W/835	149.00 mm	20000 h	20000 h	13000 h <sup>1)</sup>	G24q-3	1.3 mg	Yes	A	29 kWh/1000h

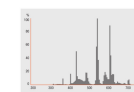
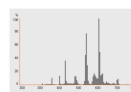
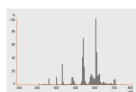
## Product family datasheet

Product description	Length with base excl. base pins/connection	Lifespan			Additional product data		Capabilities	Certificates & standards	
		Nominal lamp life time	Rated lamp life time	Service life	Base (standard designation)	Mercury content	Dimmable	Energy efficiency class	Energy consumption
DULUX D/E 26 W/840	149.00 mm	20000 h	20000 h	13000 h <sup>1)</sup>	G24q-3	1.3 mg	Yes	A	29 kWh/1000h
DULUX D/E 26 W/865	149.00 mm	20000 h	20000 h	13000 h <sup>1)</sup>	G24q-3	1.3 mg	Yes	A	29 kWh/1000h

### Country specific categorizations

Product description	ILCOS
DULUX D/E 10 W/827	FSQH-10/827-/P/-G24q-1
DULUX D/E 10 W/830	FSQH-10/830-/P/-G24q-1
DULUX D/E 10 W/840	FSQH-10/840-/P/-G24q-1
DULUX D/E 13 W/827	FSQH-13/827-/P/-G24q-1
DULUX D/E 13 W/830	FSQH-13/830-/P/-G24q-1
DULUX D/E 13 W/840	FSQH-13/840-/P/-G24q-1
DULUX D/E 18 W/827	FSQH-18/827-/P/-G24q-2
DULUX D/E 18 W/830	FSQH-18/830-/P/-G24q-2
DULUX D/E 18 W/835	FSQH-18/835-/P/-G24q-2
DULUX D/E 18 W/840	FSQH-18/840-/P/-G24q-2
DULUX D/E 18 W/865	FSQH-18/865-/P/-G24q-2
DULUX D/E 26 W/827	FSQH-26/827-/P/-G24q-3
DULUX D/E 26 W/830	FSQH-26/830-/P/-G24q-3
DULUX D/E 26 W/835	FSQH-26/835-/P/-G24q-3
DULUX D/E 26 W/840	FSQH-26/840-/P/-G24q-3
DULUX D/E 26 W/865	FSQH-26/865-/P/-G24q-3

<sup>1)</sup> With preheat ECG



## Product family datasheet

---

DULUX D/E 10 W/827, DULUX D/E 10 W/830, DULUX D/E 10 W/840, DULUX D/E 13 W/827, DULUX D/E 13 W/830, DULUX D/E 13 W/840, DULUX D/E 18 W/827, DULUX D/E 18 W/830, DULUX D/E 18 W/835, DULUX D/E 18 W/840, DULUX D/E 18 W/865, DULUX D/E 26 W/827, DULUX D/E 26 W/830, DULUX D/E 26 W/835, DULUX D/E 26 W/840, DULUX D/E 26 W/865

---

DULUX D/E 10 W/827, DULUX D/E 13 W/827, DULUX D/E 18 W/827, DULUX D/E 26 W/827

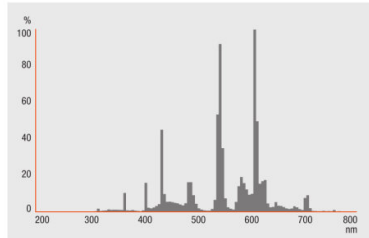
---

DULUX D/E 10 W/830, DULUX D/E 13 W/830, DULUX D/E 18 W/830, DULUX D/E 26 W/830

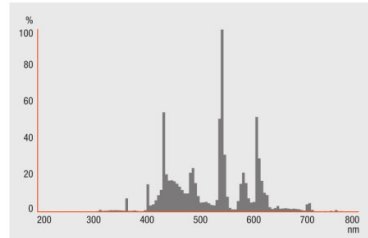
---

DULUX D/E 10 W/840, DULUX D/E 13 W/840, DULUX D/E 18 W/840, DULUX D/E 26 W/840

## Product family datasheet



DULUX D/E 18 W/835, DULUX D/E 26 W/835



DULUX D/E 18 W/865, DULUX D/E 26 W/865

---

### Equipment / Accessories

- Suitable for operation on electronic control gear

---

### Safety advice

In case of lamp breakage: [www.osram.com/brokenlamp](http://www.osram.com/brokenlamp)

---

### Application advice

For more detailed application information and graphics please see product datasheet.

## Product family datasheet

### Logistical Data

Product code	Product description	Packaging unit (Pieces/Unit)	Dimensions (length x width x height)	Volume	Gross weight
4050300012124	DULUX D/E 10 W/827	Shipping carton box 10	166 mm x 133 mm x 103 mm	2.27 dm <sup>3</sup>	428.00 g
4050300419435	DULUX D/E 10 W/830	Shipping carton box 10	160 mm x 132 mm x 108 mm	2.28 dm <sup>3</sup>	477.75 g
4050300017587	DULUX D/E 10 W/840	Shipping carton box 10	186 mm x 133 mm x 82 mm	2.03 dm <sup>3</sup>	428.00 g
4050300012131	DULUX D/E 13 W/827	Shipping carton box 10	187 mm x 160 mm x 84 mm	2.51 dm <sup>3</sup>	543.00 g
4050300389059	DULUX D/E 13 W/830	Shipping carton box 10	164 mm x 159 mm x 110 mm	2.87 dm <sup>3</sup>	543.00 g
4050300017594	DULUX D/E 13 W/840	Shipping carton box 10	187 mm x 153 mm x 111 mm	3.18 dm <sup>3</sup>	543.00 g
4050300012148	DULUX D/E 18 W/827	Shipping carton box 10	186 mm x 158 mm x 100 mm	2.94 dm <sup>3</sup>	609.17 g
4050300327211	DULUX D/E 18 W/830	Shipping carton box 10	133 mm x 174 mm x 135 mm	3.12 dm <sup>3</sup>	606.50 g
4050300450971	DULUX D/E 18 W/835	Shipping carton box 10	164 mm x 152 mm x 127 mm	3.17 dm <sup>3</sup>	549.00 g
4050300017617	DULUX D/E 18 W/840	Shipping carton box 10	151 mm x 173 mm x 120 mm	3.13 dm <sup>3</sup>	615.00 g
4050300564944	DULUX D/E 18 W/865	Shipping carton box 10	186 mm x 171 mm x 85 mm	2.70 dm <sup>3</sup>	549.00 g
4050300012230	DULUX D/E 26 W/827	Shipping carton box 10	176 mm x 194 mm x 98 mm	3.35 dm <sup>3</sup>	665.00 g
4050300327235	DULUX D/E 26 W/830	Shipping carton box 10	152 mm x 186 mm x 129 mm	3.65 dm <sup>3</sup>	665.00 g



## Product family datasheet

Product code	Product description	Packaging unit (Pieces/Unit)	Dimensions (length x width x height)	Volume	Gross weight
4050300450995	DULUX D/E 26 W/835	Shipping carton box 10	192 mm x 180 mm x 111 mm	3.84 dm <sup>3</sup>	624.00 g
4050300020303	DULUX D/E 26 W/840	Shipping carton box 10	196 mm x 182 mm x 110 mm	3.92 dm <sup>3</sup>	665.00 g
4008321185877	DULUX D/E 26 W/865	Shipping carton box 10	192 mm x 191 mm x 93 mm	3.41 dm <sup>3</sup>	624.00 g

The mentioned product code describes the smallest quantity unit which can be ordered. One shipping unit can contain one or more single products. When placing an order, for the quantity please enter single or multiples of a shipping unit.

---

### References / Links

For more information on QUICKTRONIC electronic control gear go to

▶ [www.osram.com/QUICKTRONIC](http://www.osram.com/QUICKTRONIC)

---

### Disclaimer

Subject to change without notice. Errors and omission excepted. Always make sure to use the most recent release.