




BHL TYPE

HOW TO ORDER

BHL-3B3 -110 H-W-Y-B L54-Y00



① Basic type

Code	Description
BHL	Standard type
BHLS	Small knob type
BHLC	Cylinder key type
BHLP	Padlock type
BHL-B	Rear terminal type
BHLFX	Fixed knob + housing protection ground terminal

② Operation method

Code	Description
1	2-position chageover
2	Push after 2-position chageover
3	Push and turn to right./ left after 2-position chageover

③ Operating position

Code	Description
A	
B	
C	
D	
E	

④ Number of units

Code	Description
1 to 6	Up to 6 units (12 contacts)

* Lamp unit is not included.

⑤ Circuit number

Code	Description
3-digit indication	Check the model identification table (on F65 to F66). For details, contact Fuji Electric Industry.

⑥ Lamp voltage

Code	Description
024	24V DC
048	48V DC
110	110V DC
125	125V DC
220	220V DC

⑦ Indication method (with built-in resistor)

Code	Description	BHLS	BLandtes
H	Candescant lamp	—	○
L1	LED lamp	○	○
L2 (v)	Connector type LED lamp	—	○
LXF	Flicker type LED lamp	—	○

* L2 and LXF are special types.

⑧ Knob color

Code	Description	BHLS	BLandtes
W	Milky white (Silver line + Black point) Standard color for indication other than "L2" type	○	○
C	Clear Standard color for indication of "L2" type	—	○
WB	Milky white (Black line + Black point) Special color	○	○

⑨ Flange shape and color

Code	Shape	Color
Y-B	Square	Black (N1.5)
Y-BG	Square	Blue green (7.5BG4/1.5)
Z-B	Round	Black (N1.5)
Z-BG	Round	Blue green (7.5BG4/1.5)

Munsell approximate value is indicated in ().

⑩ Nameplate

See page F63.



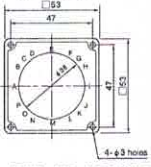
DISCREPANCY SWITCH

BHL TYPE

ACCESSORIES

Nameplate (for BHL, BHLC, BHLF, BHL-B and BHLFX)

● Square type (Y type)



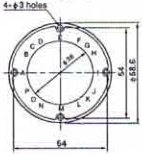
● BHL-NP-L54-Y000
Nameplate No.

Example: L54-Y11E



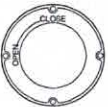
Aluminum nameplate No.	A	B	C	D	E	F	G	H	I	J	K	L	M	N	O	P
L54-Y000	Plain (Outline only)															
L54-Y00B	Plain (Black)															
L54-Y01E	OPEN				CLOSE	--CC										OC--
L54-Y02E	IO				IC	C										O
L54-Y03E				O	IO				IC	C						
L54-Y05E	T				C	TC										TT
L54-Y06E				TT	T				C	TC						
L54-Y07E	PUSH				PUSH	--CLOSE										TRIP--
L54-Y08E	OPEN				CLOSE											
L54-Y11E	PUSH				CLOSE										OPEN	*
L54-Y12E	PUSH			CLOSE							OPEN			PUSH		

● Round type (Z type)



● BHL-NP-L54-Z000
Nameplate No.

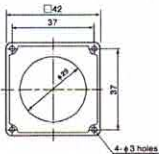
Example: L54-Z02E



Aluminum nameplate No.	A	B	C	D	E	F	G	H	I	J	K	L	M	N	O	P
L54-Z000	Plain (Outline only)															
L54-Z00B	Plain (Black)															
L54-Z01E	OPEN				CLOSE	--CC										OC--
L54-Z02E	OPEN				CLOSE											
L54-Z03E	IO				IC	C										O
L54-Z04E				O	IO				IC	C						
L54-Z05E	CLOSE				OPEN											
L54-Z06E	OPEN													CLOSE		
L54-Z07E	PUSH				PUSH	--CLOSE										OPEN--
L54-Z08E				TT	T				C	TC						
L54-Z09E	T				C	TC										TT
L54-Z10E					T				C							
L54-Z11E	PUSH				PUSH	--CLOSE								PUSH		OPEN *
L54-Z12E	PUSH			CLOSE							OPEN					

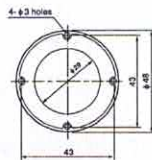
Nameplate (for BHLS)

● Square type (Y type)



● BHLS-NP D54-000
Plain (Outline only)

● Round type (Z type)



● BHLS-NP D54-Z000
Plain (Outline only)